



National Marine Manufacturers Association

nmma.org

ECONOMIC SIGNIFICANCE OF RECREATIONAL BOATING IN FLORIDA

CONGRESSIONAL DISTRICT 10

Number of Recreational Boats*	33,161
Recreational Boating Industry Businesses	128
Total Jobs	2,520
Annual Recreational Boating-Related Spending	\$136.3 MILLION



TOTAL ANNUAL ECONOMIC IMPACT OF RECREATIONAL BOATING:

\$320.7 MILLION



RECREATIONAL BOATS IN FL-10

TOTAL BOATS* **33,161**

REGISTERED BOATS **33,161**

Power boats	27,185
PWCs	5,078
Sailboats	389
Other Boats	509

HOUSEHOLDS PER BOAT **8.4**

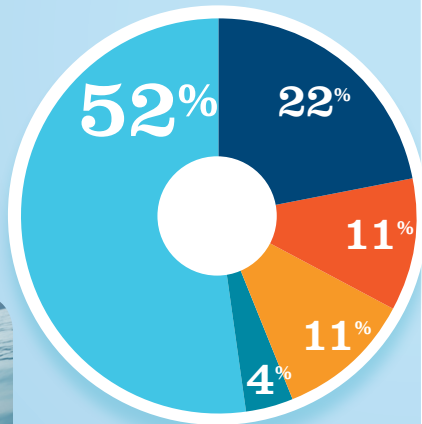


* Total boats are registered boats as reported by states to the USCG.

RECREATIONAL BOATING CREATES JOBS IN FL-10

TOTAL BOATING JOBS **1,514**

Boat Building	786
Motor / Engine Mfgr.	60
Accessory / Supplies Mfgr.	163
Dealers / Wholesalers	163
Boat Services	342



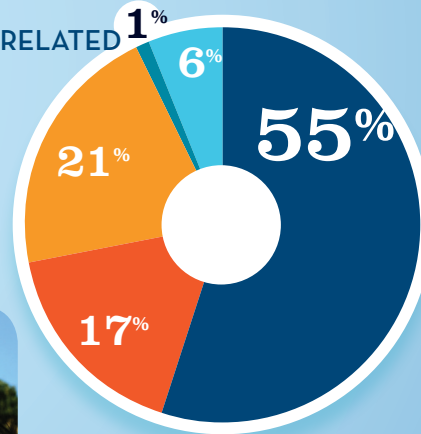
● BOAT BUILDING
● MOTOR/ENG. MFGR.
● ACC./SUPPLIES MFGR.
● DLRS/WHOLESALERS
● BOAT SERVICES



RECREATIONAL BOATING-RELATED BUSINESSES IN FL-10

TOTAL BUSINESSES **128**

Boat Building	7
Motor / Engine Mfgr.	1
Accessory / Supplies Mfgr.	27
Dealers / Wholesalers	22
Boat Services	71



● BOAT BUILDING
● MOTOR/ENG. MFGR.
● ACC./SUPPLIES MFGR.
● DLRS/WHOLESALERS
● BOAT SERVICES

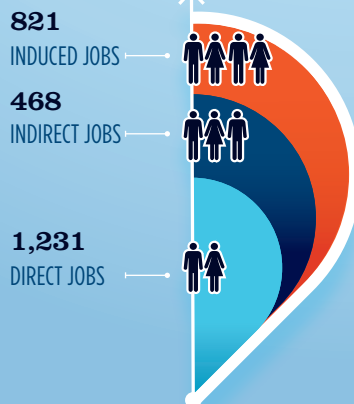


ESTIMATED JOBS IMPACT OF RECREATIONAL BOATING-RELATED SPENDING IN FL-10

EST. TOTAL JOBS **2,520**

EST. TOTAL LABOR INCOME **\$104.4** MILLIONS

Est. Direct Income	\$42.2
Est. Indirect Income	\$26.2
Est. Induced Income	\$36.0

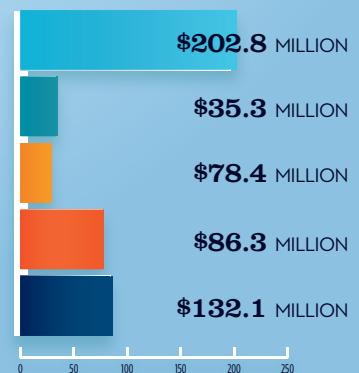


RECREATIONAL BOATING INDUSTRY SALES IN FL-10

Boat Building	\$202.8
Motor / Engine Mfgr.	\$35.3
Accessory / Supplies Mfgr.	\$29.3
TOTAL MFG. SALES	\$267.4

Dealers / Wholesalers	\$78.4
Boat Services	\$86.3
TOTAL RETAIL & SERVICES SALES	\$164.7

● BOAT BUILDING
● MOTOR/ENG. MFGR.
● ACC./SUPPLIES MFGR.
● DLRS/WHOLESALERS
● BOAT SERVICES



Source: NMMMA's Center of Knowledge; Recreational Marine Research Center at Michigan State University